

# How to Play (Teachers)

1. Try to make the presentation engaging by splitting the group up into 2 or 3 smaller groups.
2. Put the presentation in 'Slide Show' mode.
3. On Slide 3, there is a grid with 5 rows and 4 columns. Each row is a different bike category. The numbers indicate how many points each question is worth.
4. Groups get to select the category for the amount of points they want. Example: We'll take Crash Prevention for 30 points.
  1. For Double Jeopardy, groups receive double the points if they get that answer right.
5. Teacher will click on the selected points and that will take them to the question page. Ask the students the displayed question and give them 20-30 seconds to answer.
6. For the correct answer, click anywhere on the slide or use the right arrow key to go to the next slide.
7. Once you've seen the answer, click on the 'Back' button in the bottom left-hand corner to go to the Jeopardy home page.
8. Repeat until all questions are answered.
9. Have groups keep track of their points.
  1. Group with the most points at the end of the presentation wins.
10. For additional talking points for each question, we have included text in the "Notes" section of the presentation.
11. If you receive questions or need additional support, please reach out to Bike New York.





NYC School Edition

# BICYCLE JEOPARDY



Traffic Laws For Cyclists	What's Wrong With This Picture?	Crash Prevention	Freedom Ride
<u>10</u>	<u>10</u>	<u>10</u>	<u>10</u>
<u>20</u>	<u>20</u>	<u>20</u>	<u>20</u>
<u>30</u>	<u>30</u>	<u>30</u>	<u>30</u>
<u>40</u>	<u>40</u>	<u>40</u>	<u>40</u>





**YOUR CHOICES BEHIND THE  
HANDLEBARS MAKE A DIFFERENCE**







**THANK  
YOU!**

[www.bike.nyc](http://www.bike.nyc)



# TRAFFIC LAWS FOR CYCLISTS - 10

In New York, cyclists have the same rules, rights, and responsibilities on the road as drivers.

True

or

False



# TRAFFIC LAWS FOR CYCLISTS - 10

*TRUE!*

Bicyclists don't have to get licenses or put license plates on their bikes.

But they still have to follow the **same traffic rules** as drivers.

← BACK

# TRAFFIC LAWS FOR CYCLISTS - 20



What should a cyclist do at a red light?



# TRAFFIC LAWS FOR CYCLISTS - 20





# TRAFFIC LAWS FOR CYCLISTS - 30

Cyclists over the age of 12 years old CAN ride on the sidewalk.

True

or

False



# TRAFFIC LAWS FOR CYCLISTS - 30



***FALSE!***

Only children under 12 can ride a bike on the sidewalks in New York.

← BACK



# TRAFFIC LAWS FOR CYCLISTS - 40

Bicyclists MUST signal lane changes and turns.

True

or

False



# TRAFFIC LAWS FOR CYCLISTS - 40

**TRUE!**

Like any other vehicle, cyclists, **MUST** signal lane changes and turns.

Cyclists should also scan behind them before changing position on the street.



**DAILY  
DOUBLE!**

What do these signals mean?

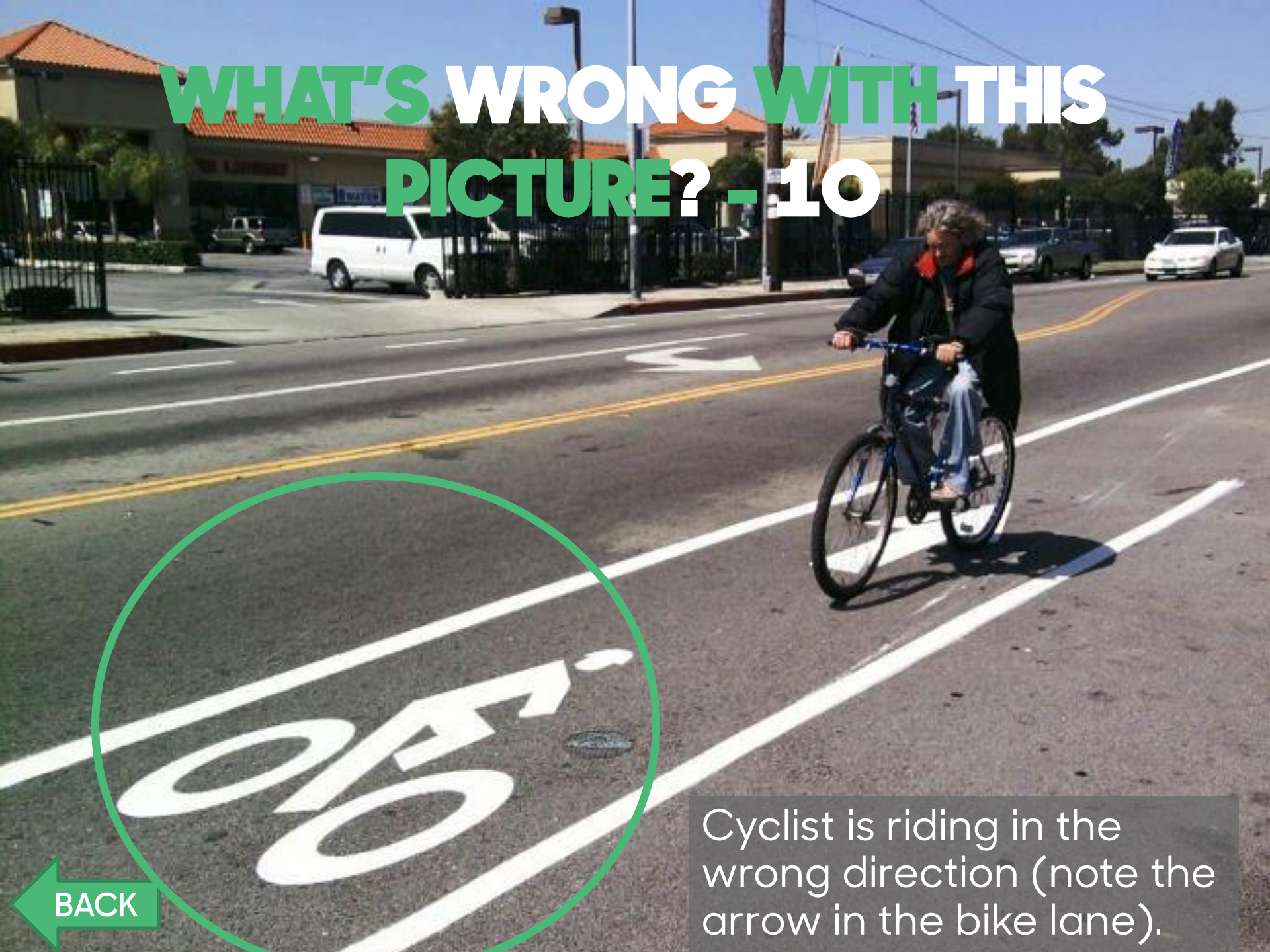
BACK

**WHAT'S WRONG WITH THIS  
PICTURE? - 10**





# WHAT'S WRONG WITH THIS PICTURE? - 10



Cyclist is riding in the wrong direction (note the arrow in the bike lane).

BACK

# WHAT'S WRONG WITH THIS PICTURE? - 20





# WHAT'S WRONG WITH THIS PICTURE? - 20

Cyclist may NOT be visible to others because:

- No Lights
- No Reflectors
- Dark Clothing



BACK

# WHAT'S WRONG WITH THIS PICTURE? - 30





# WHAT'S WRONG WITH THIS PICTURE? - 30

Cyclist is distracted: she is not prepared for a sudden emergency.



**WHAT'S WRONG WITH THIS  
PICTURE? - 40**





# WHAT'S WRONG WITH THIS PICTURE? - 40



The cyclist is riding in the DOOR ZONE!

Never ride closer than 4 feet from parked cars. Ride too close and you risk getting doored.

BACK

# CRASH PREVENTION - 10

Helmets can help prevent crashes.

True

or

False



# CRASH PREVENTION - 10

***FALSE!***


Helmets will reduce your risk of traumatic brain injury in the event of a crash.

Obeying the rules of the road and biking safely will prevent crashes.

← BACK



A



B

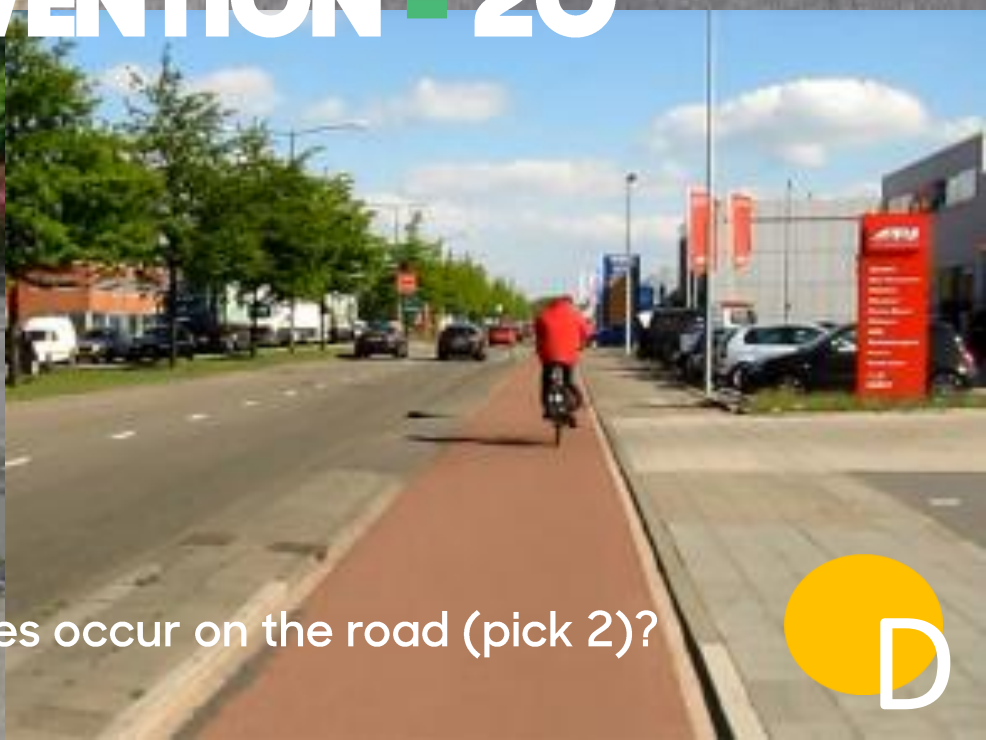


# CRASH PREVENTION - 20

C




D



Where do the majority of crashes occur on the road (pick 2)?





# CRASH PREVENTION - 20



# CRASH PREVENTION - 30

When should you "take the lane"?





# CRASH PREVENTION - 30

Any time there is:

- No bike lane
- A hazard in the bike lane
- A narrow street
- Not enough room to ride 4' from parked cars



BACK

# CRASH PREVENTION - 40



What must cyclists do to maintain awareness of what is happening behind them?



# CRASH PREVENTION - 40

*Scanning over  
shoulder!*

BACK



# EMPOWERING **YOUR** RIDE - 10

## Financial Freedom

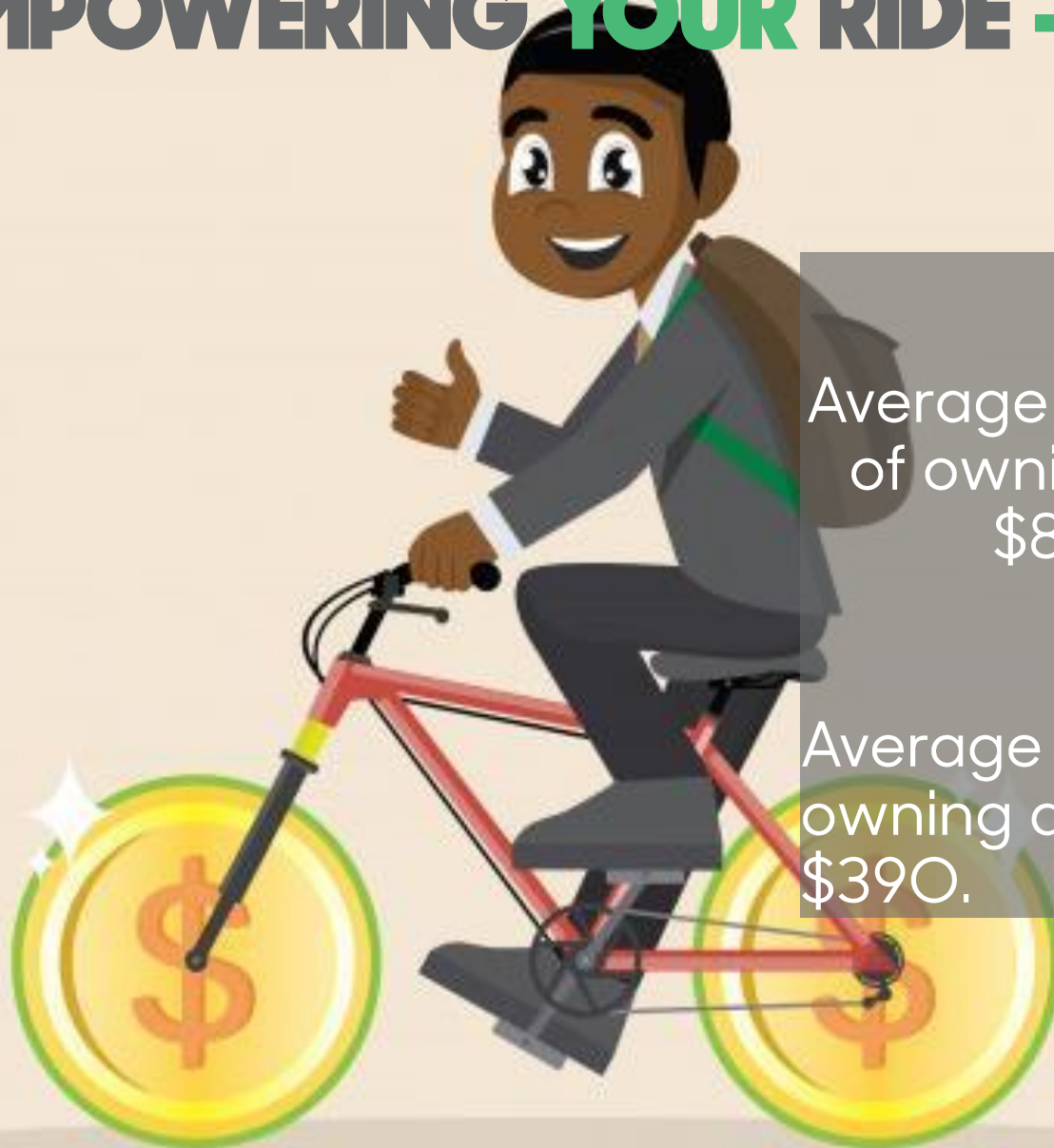
What is the average annual cost of owning a car?

- A. \$4000
- B. \$6000
- C. \$8500
- D. \$10,000





# EMPOWERING **YOUR** RIDE - 10



**D!**

Average annual cost of owning a car is \$8500.

Average annual of owning a bike is \$390.

BACK

# EMPOWERING YOUR RIDE - 20



## Freedom of Being Healthy

What are some health benefits for cycling for teens?

- A. Builds muscles
- B. Reduces stress
- C. Provides energy
- D. Boosts confidence



# EMPOWERING YOUR RIDE - 20

**ALL OF THE ABOVE!**

Cycling is one of the best activities to keep teens active, healthy, happy, and rejuvenated.

← BACK



# EMPOWERING YOUR RIDE - 30

## Freedom to be Green

What is the carbon footprint of manufacturing a new SUV?

- A. 6 tons of CO<sub>2</sub>
- B. 12 tons of CO<sub>2</sub>
- C. 20 tons of CO<sub>2</sub>
- D. 35 tons of CO<sub>2</sub>





# EMPOWERING YOUR RIDE - 30



**D!**

The carbon footprint of  
manufacturing a new SUV is  
**35 tons of CO<sub>2</sub>.**

The carbon footprint of  
manufacturing a new bike is  
**.5 tons of CO<sub>2</sub>.**

←  
BACK



# EMPOWERING YOUR RIDE - 40

Freedom = Mobility

Half of all car trips are less than how many miles?

- A. < 15 miles
- B. < 10 miles
- C. < 5 miles
- D. < 3 miles





# EMPOWERING YOUR RIDE - 40

DI!

50% of all car trips are less than 3 miles!

3 miles on a bicycle would take 15 minutes to complete.

BACK